



Golf MK6 High Flow Dump valve kit



Tools Required:

- Flat headed screw driver
- 10mm socket and suitable ratchet
- Large Phillips screw driver
- T25 Torx driver
- T30 Torx driver
- 7mm hose clamp driver
- 5mm allen key
- 3mm allen key


1. The OEM pipe supplied in the kit has a laminiser, we recommend you remove this however it can be left in position. With a set of wire cutters cut through the laminiser spokes once they have all been cut the two parts will simply fall out.




2. Undo the T30 torx holding the OEM dump valve, Unclip the wiring harness and Remove the stock valve. Fit the blanking plate to the turbo using the original dump valve torx bolts.




3. Unclip the breather and install the PCV take off, the take off should have two of the holes blocked off with grub screws unless you wish to fit a boost gauge etc. The other hole needs a vacuum take off with the largest hole screwed in. Secure the PCV take off with the small plastic clip supplied in the kit.



- Using the bracket and one of the round spacers supplied install the solenoid/bracket as shown below. You will need to plug the supplied wiring harness into the OEM Diverter valve wiring harness, to do this you will need to reroute the wiring alongside the cam belt cover.



- Remove the Plastic boost pipe by removing the hose clamps the 10mm nut and the T30 torx that secures the pipe to the engine block this can be tricky due to limited space. You will need to remove the under tray to access the T30 torx.





6. Remove the MAP sensor and install the boost take off block using the long screws supplied. Please note the cork gasket is between the pipe and the block, the boost take off is also closest to the plastic pipe as shown below.




7. Install the new plastic turbo pipe in reverse to removal.



8. Install the silicone hose and BOV with the clips supplied in kit.



9. The photo below shows how to install the vacuum hoses and wiring extension.



If you like the look of the mesh covered trumpet please contact your nearest Forge Motorsport distributor for details.

